



8165 E Kaiser Blvd. Anaheim, CA 92808
www.lightlaboratory.com

Report No: L022010920TM30

Date: 2/28/2020



ANSI/IES TM-30-18 Color Rendition Report

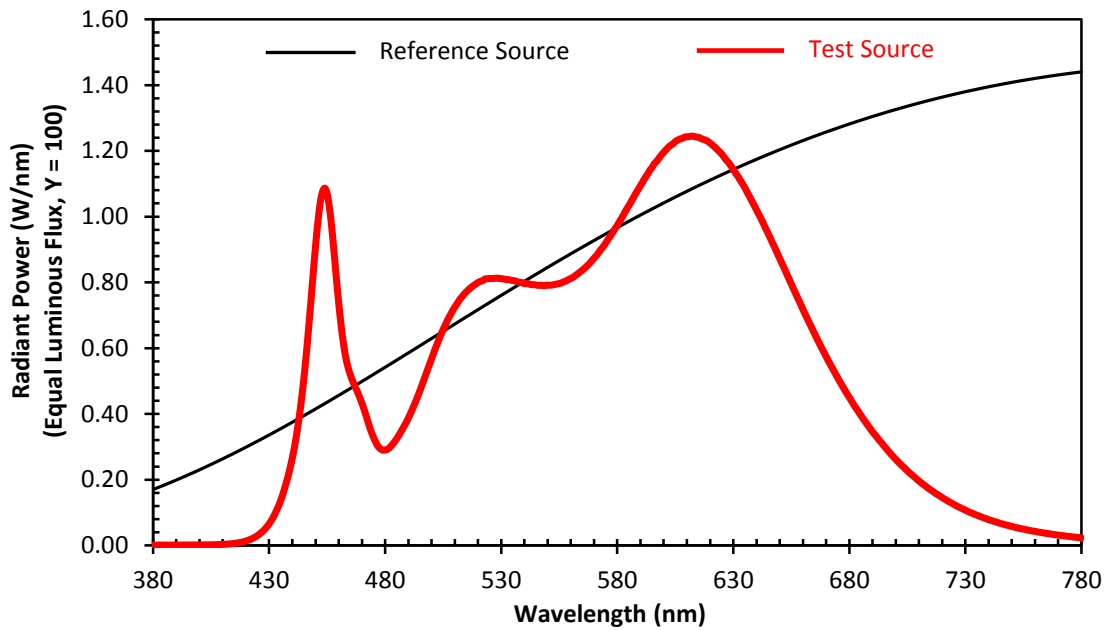
Report No:	L022010920TM30
Prepared For:	Vode Lighting 21684 8th Street East, Suite 700, Sonoma, CA 95476
Model Number:	707-Z3-48-Z-CC-SO-359-U2D2-BL
Testing Lab:	Light Laboratory Inc.
Reference report No:	L022010920
Remark:	This report is based on the data from Light Laboratory Inc. report L022010920
Standard Used:	ANSI/IES TM-30-18: IES Method for Evaluating Light Source Color Rendition

Results Summary

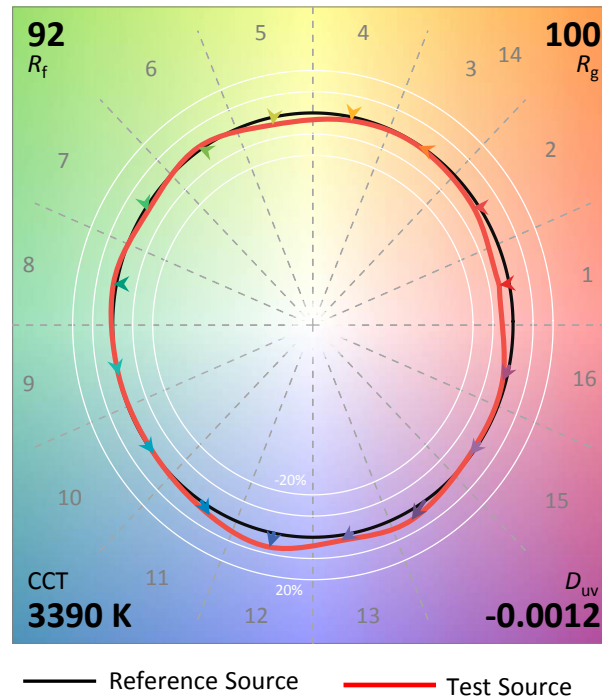
Metric	Result	Notes
R_f	92	IES TM-30-18 Fidelity Index
R_g	100	IES TM-30-18 Gamut Index
R_a	95	CIE 13.3-1995(CRI)
R_9	58.77	CIE Test Color Method Sample Nine Score
CCT	3390	Correlated Color Temperature
D_{uv}	-0.0012	Distance from the blackbody locus
x	0.4102	CIE 1931 chromaticity coordinate
y	0.3903	CIE 1931 chromaticity coordinate
u'	0.2391	CIE 1976 chromaticity coordinate
v'	0.5118	CIE 1976 chromaticity coordinate

*All Results in accordance to IES TM-30-18: IES Method for Evaluating Light Source Color Rendition

SPECTRAL POWER DISTRIBUTION COMPARISON

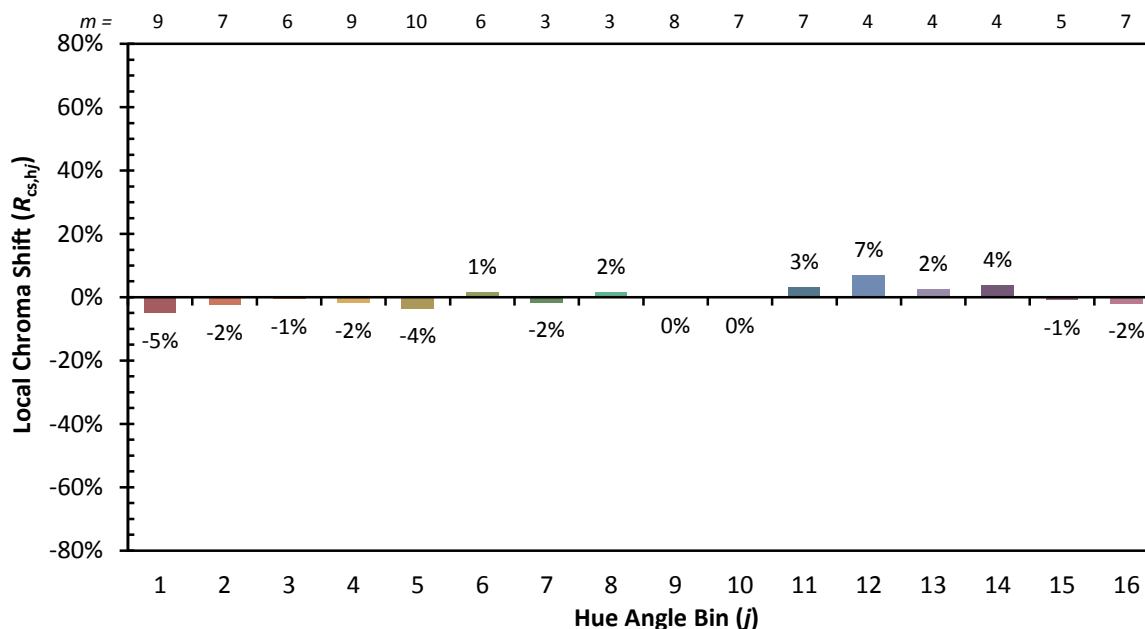


COLOR VECTOR GRAPHIC(CVG)

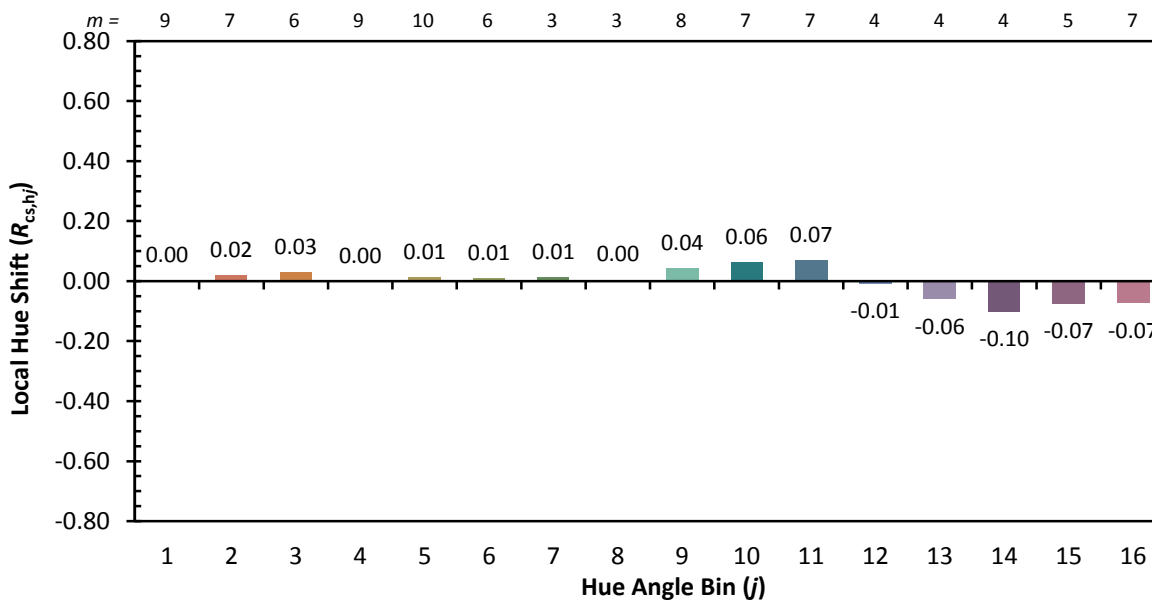


*All Results in accordance to IES TM-30-18: IES Method for Evaluating Light Source Color Rendition

Hue Angle Bin (j) vs. Local Chroma Shift ($R_{cs,hj}$)



Hue Angle Bin (j) vs. Local Hue Shift ($R_{hs,hj}$)

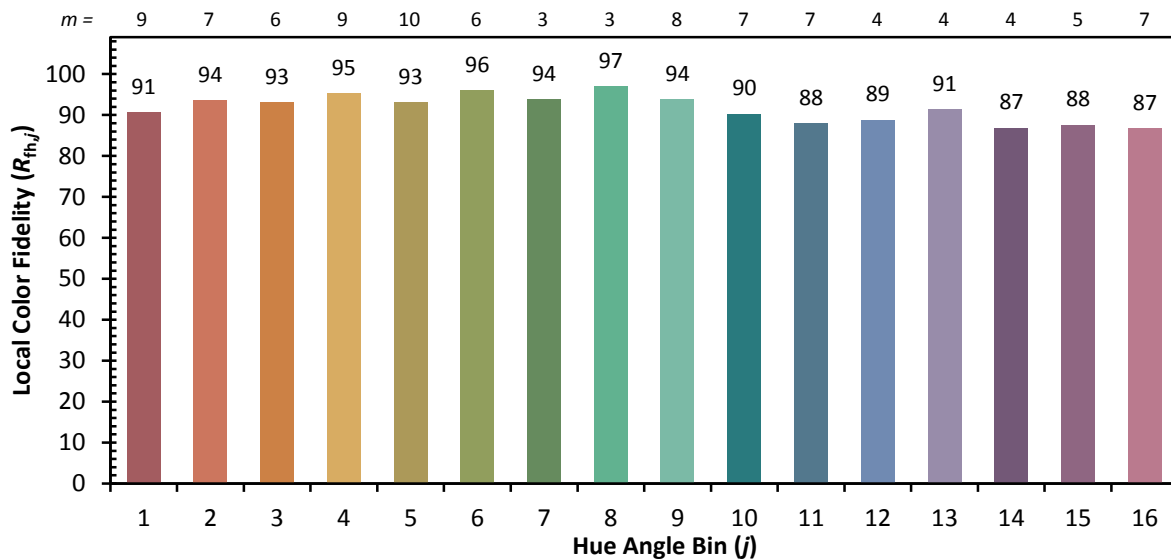


Note:

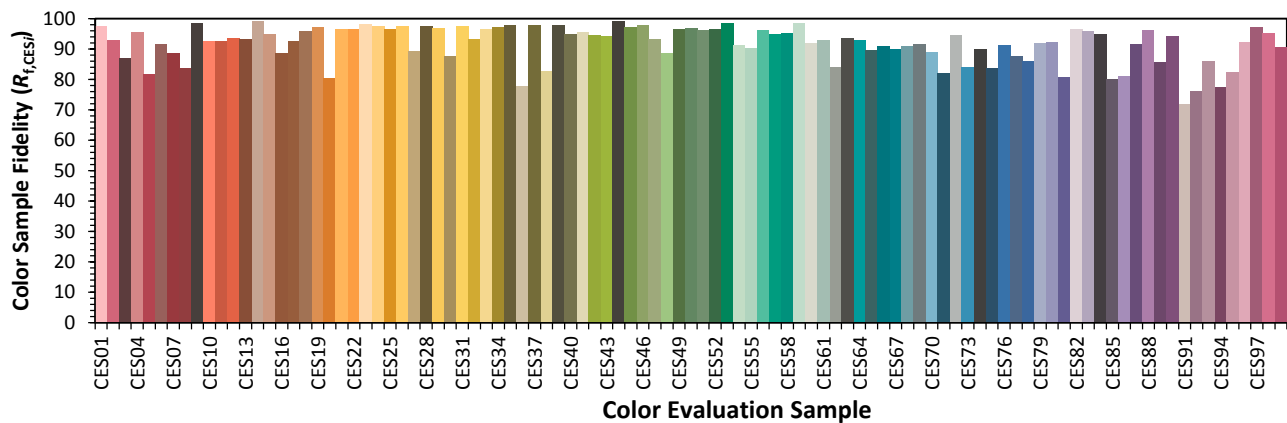
Colors are for visual orientation purposes only. Created with the ANSI/IES TM-30-18 Calculator Version 2.00.

*All Results in accordance to IES TM-30-18: IES Method for Evaluating Light Source Color Rendition

Hue Angle Bin (j) vs. Local Color Fidelity ($R_{f,hj}$)



Color Sample Fidelity ($R_{f,CESi}$)



Note:

Colors are for visual orientation purposes only. Created with the ANSI/IES TM-30-18 Calculator Version 2.00.

*All Results in accordance to IES TM-30-18: IES Method for Evaluating Light Source Color Rendition